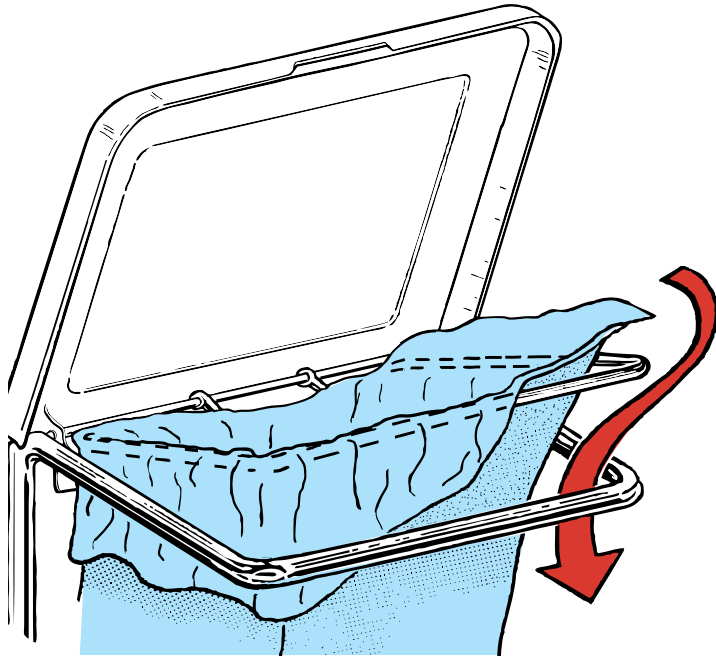


Soiled Linen Collection

Procedure



INSERTING THE BAG:

Step on pedal to open lid

Lift inner tubular frame

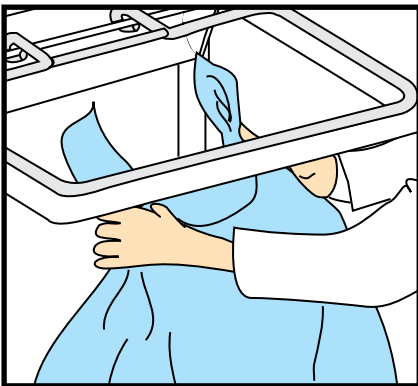
Fold top of bag over inner frame

Tuck edges behind the outer main frame

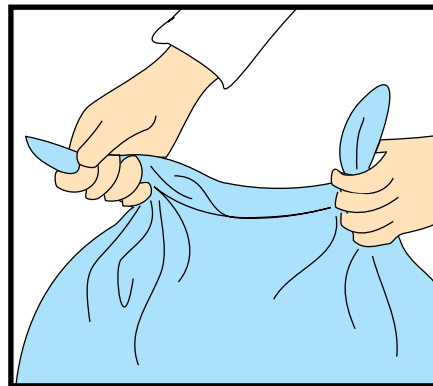
Let inner frame resume its position

Pull bag edges down about 4 inches


REMOVING AND CLOSING BAG:



Remove edges of the bag from the top of hamper and tie bag closed while it's still supported by the hamper bottom.



Tie the bag with two small "dog ears"... tie one corner-to-corner knot then repeat, tying 2 times. Leave a gap. This will allow air to escape upon impact.



When transporting the bag to chute, carry by knotted areas or gather the plastic so fingers do not poke through the bag.

!! VERY IMPORTANT: For Infection Control the bag MUST be tied 2 times to complete the knot !!